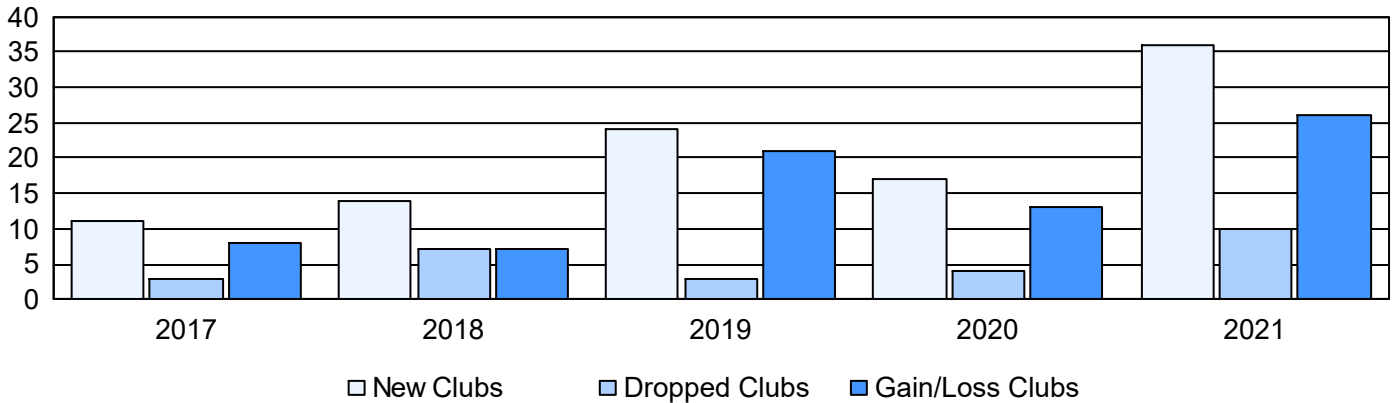
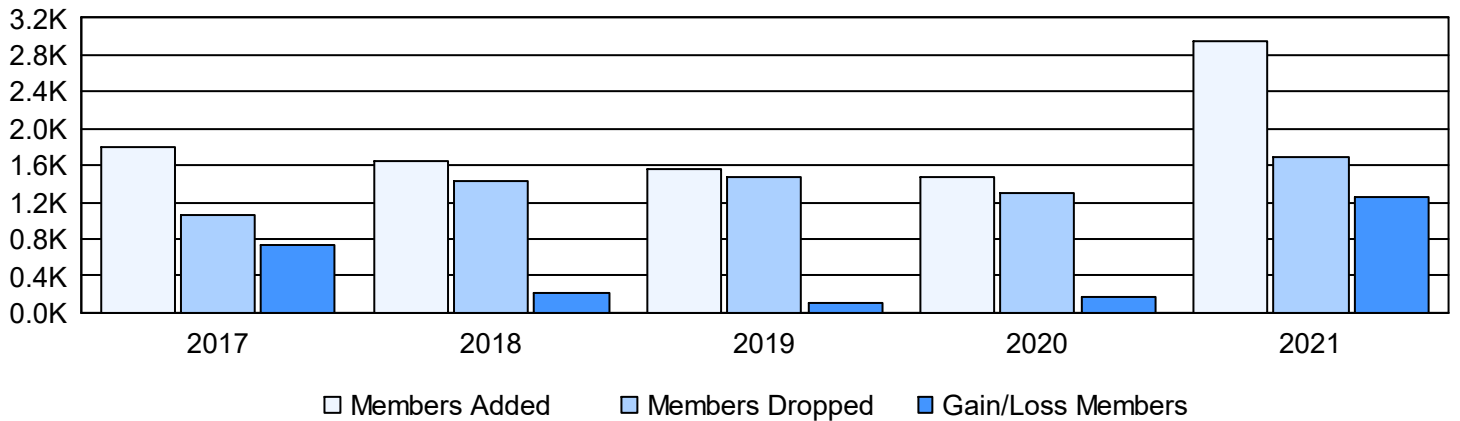


| Year | New Clubs | Dropped Clubs | Gain/Loss Clubs | New Members | Charter Members | Reinstate Members | Transfer Members | Total Member Added | Total Members Dropped | Gain/Loss Members |
|----------------|-----------|---------------|-----------------|--------------|-----------------|-------------------|------------------|--------------------|-----------------------|-------------------|
| 2016-2017 | 11 | 3 | 8 | 1,327 | 372 | 62 | 32 | 1,793 | 1,059 | 734 |
| 2017-2018 | 14 | 7 | 7 | 1,186 | 383 | 37 | 41 | 1,647 | 1,439 | 208 |
| 2018-2019 | 24 | 3 | 21 | 837 | 639 | 63 | 31 | 1,570 | 1,467 | 103 |
| 2019-2020 | 17 | 4 | 13 | 797 | 585 | 66 | 19 | 1,467 | 1,302 | 165 |
| 2020-2021 | 36 | 10 | 26 | 1,657 | 1,150 | 93 | 44 | 2,944 | 1,680 | 1,264 |
| Average | 20 | 5 | 15 | 1,161 | 626 | 64 | 33 | 1,884 | 1,389 | 495 |

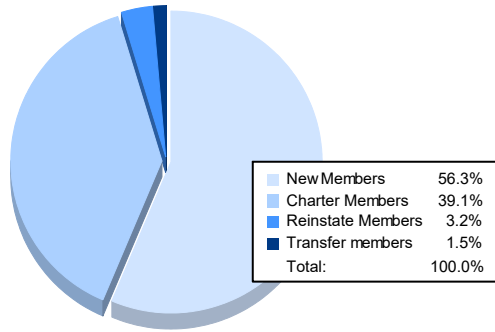
Clubs



Members



Membership Composition June 2021 Cumulative



Gender Composition June 2021 Cumulative

